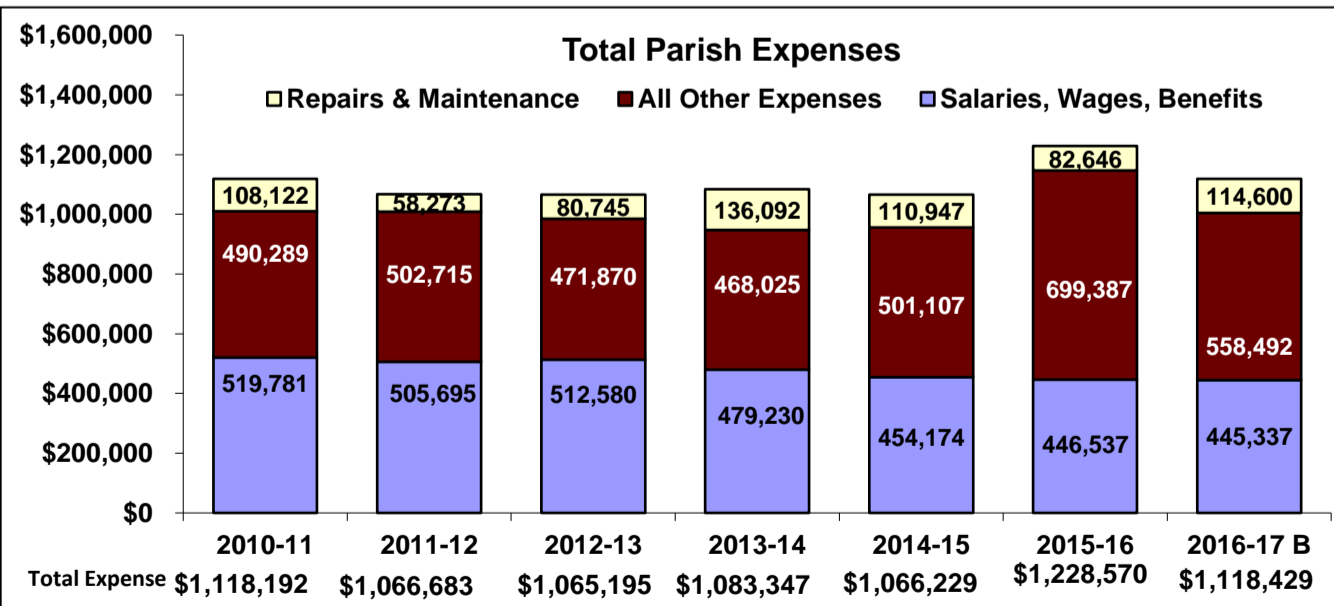
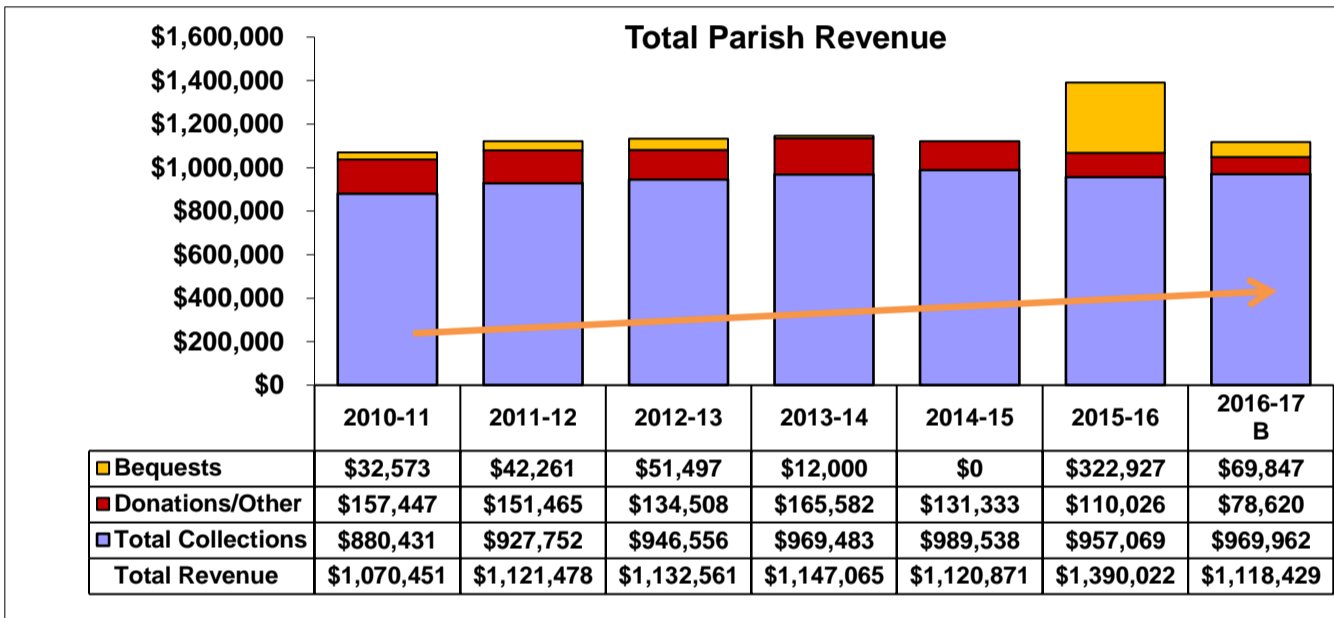
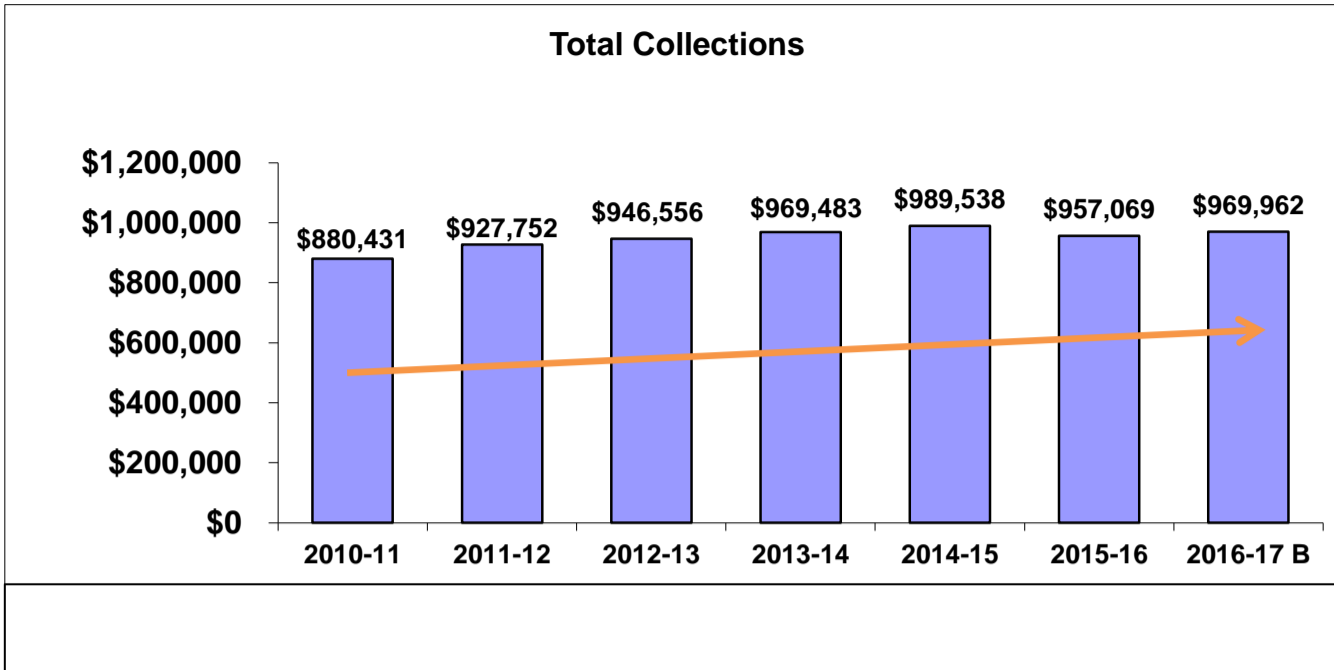


## All Saints Parish Income & Expense Trends



The large increase in other expenses from last year was primarily a result of necessary deferred maintenance that had not been done in the last several years. These projects include mold remediation, paving at St. Mary's, roof repairs and fire alarm system update.

**All Saints Parish**  
**Statement of Revenues & Expenditures**

	<b>Actual 2014/15</b>	<b>Actual 2015/16</b>	<b>Budget 2016/17</b>
<b><u>Operating Revenue:</u></b>			
Regular Collections	\$989,538	\$957,069	\$969,962
Auxiliary Receipts	15,658	16,840	17,020
Parish Services & Ministry Programs	32,868	33,439	30,350
Registration Fees	3,060	0	0
Gifts and Donations	39,893	347,372	85,547
Interest and Dividend Income	1,372	5,960	950
Rental Income	17,745	75	0
Other Operating Revenue	11,097	15,346	14,600
<b>Total Operating Revenue</b>	<b><u>\$1,111,231</u></b>	<b><u>\$1,376,101</u></b>	<b><u>\$1,118,429</u></b>
<b><u>Operating Expense:</u></b>			
Salaries & Benefits	\$454,174	\$446,537	\$445,337
Insurance	42,496	48,553	58,394
Ministries & Programs	53,312	48,221	42,000
Fees & Interest Expense	5,866	5,652	5,600
Supplies Expenses	42,367	45,195	46,190
Building Maintenance	110,947	82,646	114,600
Purchase of Services	111,327	89,406	113,795
School Assessment	150,000	175,000	175,000
Other Operating Expenses	80,675	84,778	82,313
<b>Total Operating Expense</b>	<b><u>\$1,051,164</u></b>	<b><u>\$1,025,988</u></b>	<b><u>\$1,083,229</u></b>
<b>Net Operating Revenue</b>	<b><u>\$60,067</u></b>	<b><u>\$350,113</u></b>	<b><u>\$35,200</u></b>
<b><u>Non-operating Revenue:</u></b>			
Change in Investment Market Value	\$7,529	\$13,868	\$0
Other Non-operating Revenue	2,111	54	0
<b>Total Non-operating Revenue</b>	<b><u>\$9,640</u></b>	<b><u>\$13,921</u></b>	<b><u>\$0</u></b>
<b><u>Non-operating Expense:</u></b>			
Capital Purchases	\$12,566	\$90,517	\$17,200
Affiliated Organization Expense	330	2,000	0
Other Non-operating Expenses	2,169	110,066	18,000
<b>Total Non-operating Expense</b>	<b><u>\$15,065</u></b>	<b><u>\$202,583</u></b>	<b><u>\$35,200</u></b>
<b>Net Non-operating Revenue</b>	<b><u>(\$5,424)</u></b>	<b><u>(\$188,662)</u></b>	<b><u>(\$35,200)</u></b>
<b>Total Net Revenue</b>	<b><u>\$54,642</u></b>	<b><u>\$161,451</u></b>	<b><u>\$0</u></b>
Total Revenue	\$1,120,871	\$1,390,022	\$1,118,429
Total Expense	\$1,066,229	\$1,228,570	\$1,118,429
Total Net Revenue	\$54,642	\$161,451	\$0

**All Saints Parish  
Balance Sheet**

	<b>Actual</b>	<b>Actual</b>
<i>For the period ended:</i>	<b>6/30/2015</b>	<b>6/30/2016</b>
Unrestricted Funds- Checking Savings, CD's	\$348,158	\$291,403
Restricted Accounts (see note below)	474,425	769,042
Accounts Receivable	5,426	8,911
Cemetery Receivable to the Parish	92,100	0
Other Current Assets	0	0
<b>Total Assets</b>	<b><u>\$920,108</u></b>	<b><u>\$1,069,355</u></b>
Accounts Payable	\$15,745	\$30,563
Owed to Diocese (e.g. Catholic Ministry Appeal)	0	0
Payroll Liabilities	14,442	11,008
Other Liabilities	33,110	9,521
<b>Total Liabilities</b>	<b><u>\$63,297</u></b>	<b><u>\$51,092</u></b>
<b>Total Fund Balance</b>	<b><u>\$856,811</u></b>	<b><u>\$1,018,263</u></b>
<b>Total Liabilities and Fund Balance</b>	<b><u>\$920,108</u></b>	<b><u>\$1,069,355</u></b>

\*Restricted Accounts Include

Communis Long Term Investment Account, Stipend Accounts,  
Memorial Funds with usage restrictions  
Fr. Brennan Endowment for education  
Candle Project

\*\* Cemetery Loan - In 2001 the Parish loaned the cemetery \$94,000 to finish the mausoleum. The parish has carried this loan for 15 years and the cemetery is unable to re-pay the loan. It was decided that the loan would be forgiven and thereby providing a more realistic Balance Sheet.

**All Saints Academy**  
**Statement of Revenues & Expenditures**

	<b>Actual 2014/14</b>	<b>Actual 2015/16</b>	<b>Budget 2016/17</b>
<b><u>Operating Revenue:</u></b>			
School Tuition	\$344,899	\$399,515	\$470,887
Stay & Play Revenue	\$72,411	\$67,940	\$94,000
Cafeteria Revenue	\$14,885	\$12,890	\$7,000
Programs Revenue	\$1,105	\$1,622	\$1,350
Fundraising Revenue	\$100,205	\$109,141	\$113,250
Grants and Subsidies	\$165,000	\$190,000	\$190,000
Gifts and Donations	\$95,523	\$144,046	\$78,000
Other Operating Revenue	\$419	\$101	\$0
Interest and Dividend Income	\$165	\$196	\$125
<b>Total Operating Revenue</b>	<b><u>\$794,611</u></b>	<b><u>\$925,450</u></b>	<b><u>\$954,612</u></b>
<b><u>Operating Expense:</u></b>			
Salaries & Benefits	\$549,408	\$676,599	\$751,525
Stay & Play Expense	50,292	51,077	40,718
Cafeteria Expense	28,413	22,776	0
Programs Expense	5,445	1,597	1,100
Fundraising Expense	19,301	37,146	29,200
Grants and Subsidies Exp	12,876	15,000	15,000
Supplies Expenses	34,446	25,756	21,675
Purchase of Services	67,766	68,899	26,780
Building Maintenance	51,257	52,988	43,250
Insurance	12,069	12,809	17,024
Other Operating Expenses	27,035	24,615	8,100
Fees & Interest Expense	446	549	240
<b>Total Operating Expense</b>	<b><u>\$858,754</u></b>	<b><u>\$989,811</u></b>	<b><u>\$954,612</u></b>
<b>Net Operating Revenue</b>	<b><u>(\$64,143)</u></b>	<b><u>(\$64,361)</u></b>	<b><u>\$0</u></b>
<b><u>Non-operating Revenue:</u></b>			
Other Non-operating Revenue	\$735	\$0	\$0
<b>Total Non-operating Revenue</b>	<b><u>\$735</u></b>	<b><u>\$0</u></b>	<b><u>\$0</u></b>
<b><u>Non-operating Expense:</u></b>			
Capital Purchases	\$9,696	\$1,692	\$0
Other Non-operating Expenses	686	0	0
<b>Total Non-operating Expense</b>	<b><u>\$10,382</u></b>	<b><u>\$1,692</u></b>	<b><u>\$0</u></b>
<b>Net Non-operating Revenue</b>	<b><u>(\$9,648)</u></b>	<b><u>(\$1,692)</u></b>	<b><u>\$0</u></b>
<b>Total Net Revenue</b>	<b><u>(\$73,791)</u></b>	<b><u>(\$66,053)</u></b>	<b><u>\$0</u></b>
Total Revenue	\$795,346	\$925,450	\$954,612
Total Expense	\$869,137	\$991,503	\$954,612
Total Net Revenue	<b><u>(\$73,791)</u></b>	<b><u>(\$66,053)</u></b>	<b><u>\$0</u></b>

**All Saints Academy  
Balance Sheet**

	<b>Actual</b>	<b>Actual</b>
<i>For the period ended:</i>	<b>6/30/2015</b>	<b>6/30/2016</b>
<b><u>Assets</u></b>		
Unrestricted Cash	\$73,613	\$18,739
Restricted Cash	100,619	90,716
Accounts Receivable	0	0
<b>Total Assets</b>	<b><u>\$174,232</u></b>	<b><u>\$109,455</u></b>
<b><u>Liabilities and Capital</u></b>		
Accounts Payable	\$18,470	\$20,568
Payroll Liabilities	\$17,127	\$16,304
Fund Balance	138,635	72,583
<b>Total Liabilities and Capital</b>	<b><u>\$174,232</u></b>	<b><u>\$109,455</u></b>